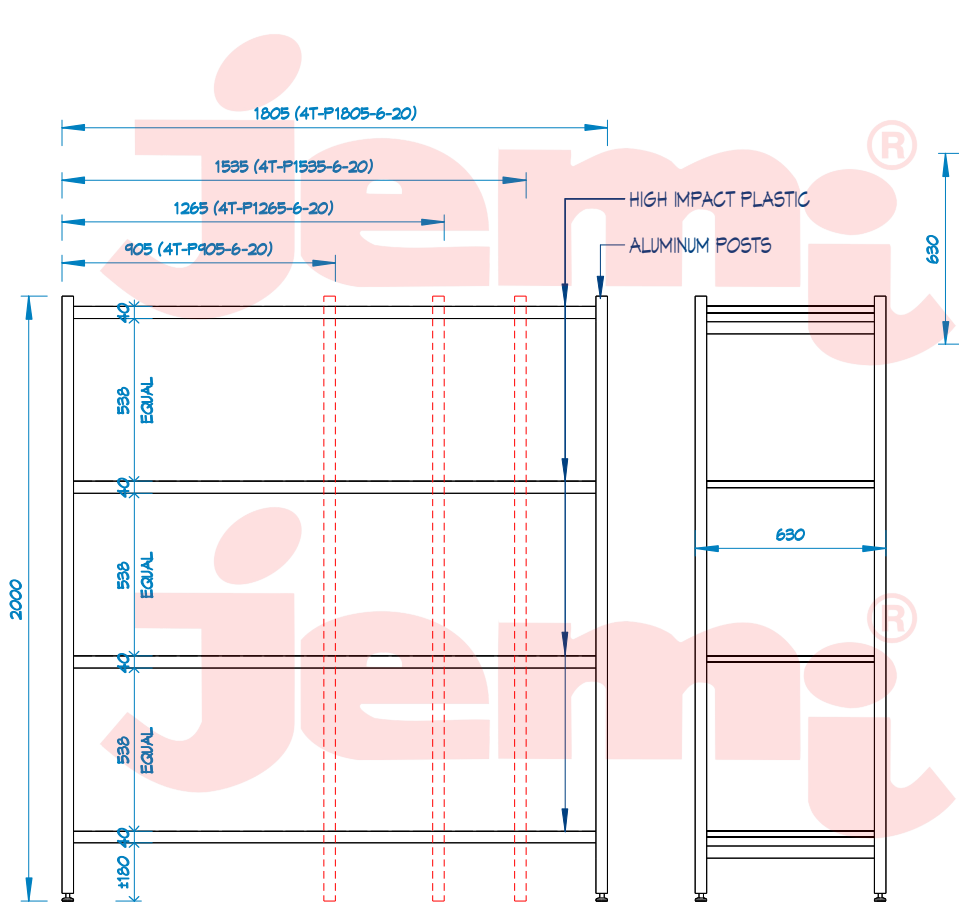


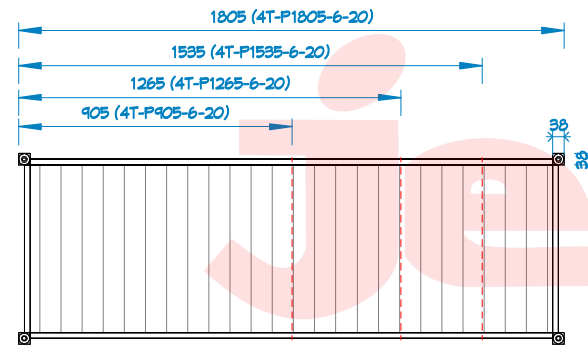


4T-P905-6-20, 4T-P1265-6-20, 4T-P1535-6-20, 4T-P1805-6-20 4-TIER SHELVING



2 4-TIER 630W 2000H FRONT VIEW

Scale: 1 : 25



1 4-TIER 630W 2000H TOP VIEW

Scale: 1 : 25

3 4-TIER 630W 2000H SIDE VIEW

Scale: 1 : 25

Suitable for:

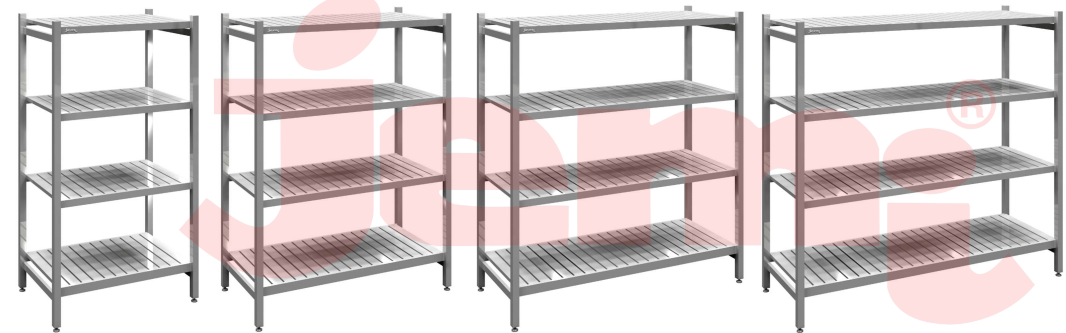
- Cool Rooms - 4 tier shelving
- Dry storage rooms - 4 tier shelving

Features:

- High impact plastic shelving
- Heavy duties Aluminium Posts
- Never rusts
- Long life span

Dimensions:

- 4T-P905-6-20: W905 x D600 x H2000mm
- 4T-P1265-6-20: W1265 x D600 x H2000mm
- 4T-P1535-6-20: W1535 x D600 x H2000mm
- 4T-P1805-6-20: W1805 x D600 x H2000mm



4T-P905-6-20

4T-P1265-6-20

4T-P1535-6-20

4T-P1805-6-20

THIS DRAWING MUST NOT BE SCALED

THE CONTRACTOR SHALL VERIFY ALL DIMENSIONS, DATA AND LEVEL PRIOR TO THE COMMENCEMENT OF WORK. ALL ERRORS AND OMISSIONS BETWEEN THE DRAWINGS AND SPECIFICATION ARE TO BE REPORTED IMMEDIATELY.



GREEN
Line



lamber



HOSPITALITY EQUIPMENT 2020 Pty. Ltd.

Address: Unit 3/49-63 Victoria Street, Smithfield NSW 2164

P: 02 9637 3737

E: salesnsw@he2020.com.au

W: www.he2020.com.au

COMMERCIAL KITCHEN CONSULTANT

DRAWING TITLE:

**4T-P905-6-20, 4T-P1265-6-20,
4T-P1535-6-20, 4T-P1805-6-20**

| | | |
|--------------------|--------------------|----------------------|
| DRAWN L. | DATE 07.10.2021 | SCALE 1 : 25 (A4) |
| PROJECT NO. 000 | DRAWING NO. A08 | REV. A1 |