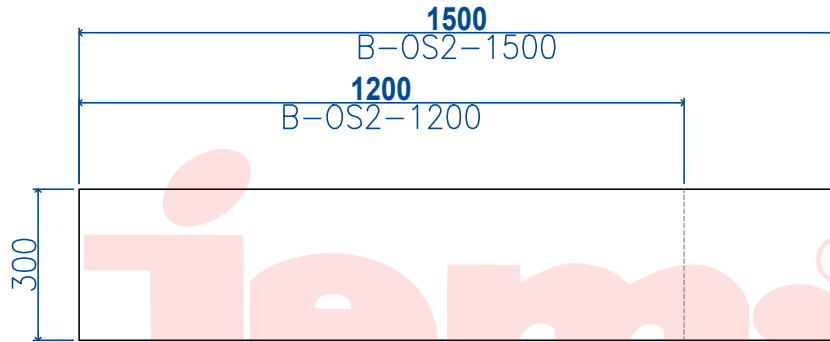




# B-OS2-1200, B-OS2-1500 OVER SHELF (2 TIER)




**1 OVER SHELVES TOP**

Scale:1 : 20



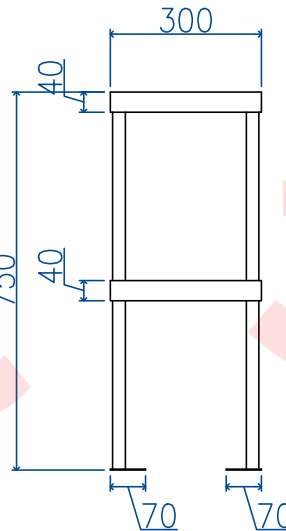
### Specification

- STAINLESS STEEL OVER SHELF
- DOUBLE TIER 1840
- Stainless steel constructions
- Single tier Top : 1.2mm SUS 304
- Top, Legs Sus 201
- SUITABLE FOR GLSA-RANGE GREENLINE



**2 OVER SHELVES FRONT**

Scale:1 : 20



**3 OVER SHELVES SIDE**

Scale:1 : 20

MODEL	DIMENSION			WEIGHT (KG)	SUITED FOR
	WIDTH (W)	DEPTH (D)	HEIGHT (H)		
B-OS2-1200	1200	300	750	12	Double tier
B-OS2-1500	1500	300	750	14	Double tier

**THIS DRAWING MUST NOT BE SCALED**

THE CONTRACTOR SHALL VERIFY ALL DIMENSIONS, DATA AND LEVEL PRIOR TO THE COMMENCEMENT OF WORK. ALL ERRORS AND OMISSIONS BETWEEN THE DRAWINGS AND SPECIFICATION ARE TO BE REPORTED IMMEDIATELY.



-----© Copyright of Hospitality Equipment 2020 Pty. Ltd.-----



**HE2020**  
HOSPITALITY EQUIPMENT 2020 PTY. LTD.  
**HOSPITALITY EQUIPMENT 2020 Pty. Ltd.**

A: Unit 3/49-63 Victoria Street, Smithfield NSW 2164  
P: 02 9637 3737  
E: salesnsw@he2020.com.au  
W: www.he2020.com.au

DRAWING TITLE:

DRAWN	C.	DATE	Sep. 27, 2021	SCALE	1:20 (A4)
PROJECT NO.	DRAWING NO.			REV.	A1

COMMERCIAL KITCHEN CONSULTANT