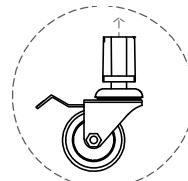


FOLDING LEGS



4" HEAVY DUTY CASTERS
250 KG CAPACITY

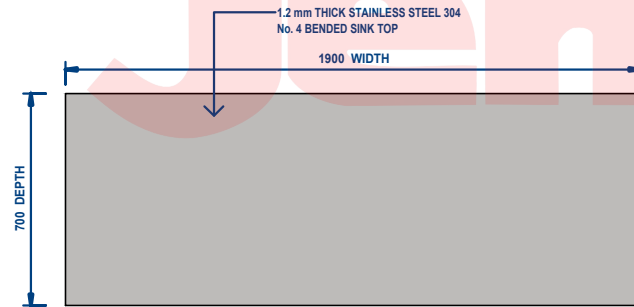
MB6-1900 S/S MOBILE BENCH

FEATURES:

- High quality
- Heavy duty
- Full stainless kitchen benches
- Top hat stainless stiffening
- **Under shelves:** Full Stainless under shelf and frames - 1.2mm construction
- Easy to assemble
- Easy to Clean
- Silicon sealed

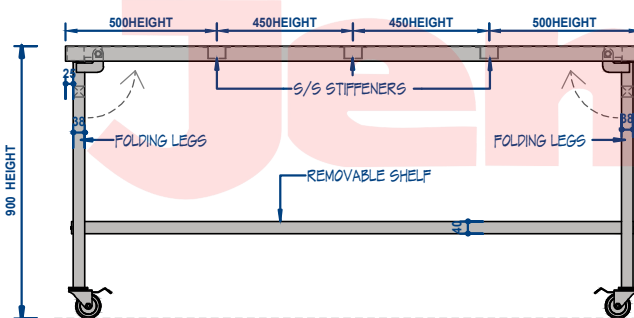
SPECIFICATIONS:

- **Dimensions:** W1900 x D600 x H900



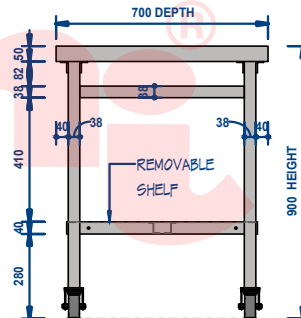
MB6-1900 TOP

Scale : 1 : 25M



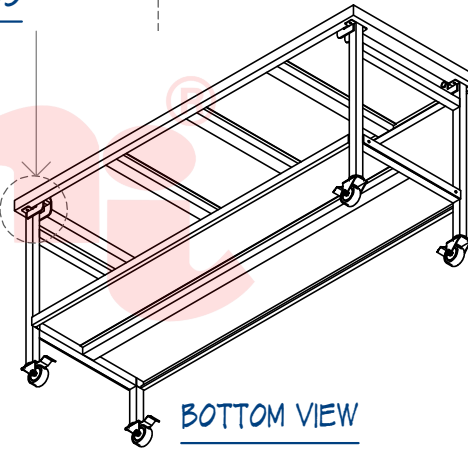
MB6-1900 FRONT

Scale : 1 : 25M

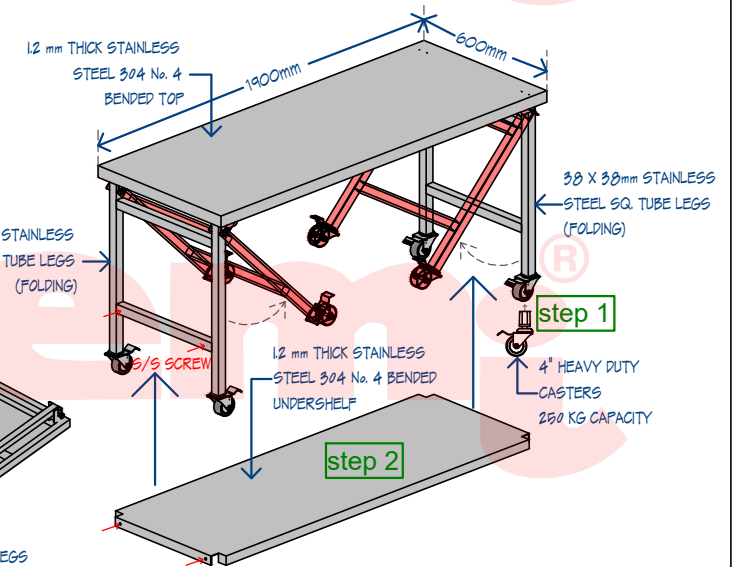



MB6-1900 SIDE

Scale : 1 : 25M



BOTTOM VIEW



STANDARD MOBILE BENCH
ASSEMBLY

THIS DRAWING MUST NOT
BE SCALED

THE CONTRACTOR SHALL VERIFY ALL
DIMENSIONS, DATA AND LEVEL PRIOR
TO THE COMMENCEMENT OF WORK.
ALL ERRORS AND OMISSIONS
BETWEEN THE DRAWINGS AND
SPECIFICATION ARE TO BE REPORTED
IMMEDIATELY.



-----© Copyright of Hospitality Equipment 2020 Pty. Ltd.-----



HE2020
HOSPITALITY EQUIPMENT 2020 PTY LTD
HOSPITALITY EQUIPMENT
2020 Pty. Ltd.

A: Unit 3/49-63 Victoria Street,
Smithfield NSW 2164
P: 02 9637 3737
E: salesnsw@he2020.com.au
W: www.he2020.com.au

COMMERCIAL KITCHEN CONSULTANT

DRAWING TITLE:

MB6-1900

DRAWN	DATE	SCALE	(A4)
L.	Sept. 27, 2021	As indicated	
PROJECT NO.	DRAWING NO.	REV.	
01	D3	A1	